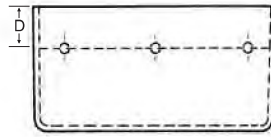
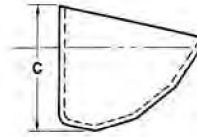


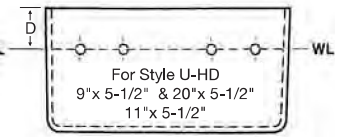
## “LOW PROFILE” ELEVATOR BUCKETS



Back View



End View



Back View

All Other Dimensions Typical of Tapco Style CC Buckets

### “LOW PROFILE” STYLE CC-HD BUCKETS

SIZE (Nominal) Metric	SIZE (Nominal) Inches	Spacing on Belt (Min.) Inches	Depth C ± 1/8"	Down D ± 1/4"	Polyethylene Capacity			Urethane Capacity			Nylon Capacity		
					WL ① Tolerance ± 3%	Weight Pounds (Average)	WL ① Tolerance ± 3%	Weight Pounds (Average)	WL ① Tolerance ± 3%	Weight Pounds (Average)			
					Cu. In.	Cu. Ft.	Cu. In.	Cu. Ft.	Cu. In.	Cu. Ft.	Cu. In.	Cu. Ft.	
80-60	3 X 2	2	2	3/8	6.0	.0035	.11	6.2	.0036	0.14	6.2	.0036	0.12
120-80	4 X 3	3	3	5/8	16.8	.0097	.23	17.5	.0101	0.32	17.5	.0101	0.25
140-120	5 X 4	3	2-3/4	5/8	35.8	.0207	.38	37.2	.0215	0.51	37.2	.0215	0.42
160-120	6 X 4	3	2-3/4	5/8	43.3	.0251	.44	45.0	.0260	0.60	45.0	.0260	0.49
180-120	7 X 4	3	2-3/4	5/8	49.7	.0288	.49	51.7	.0299	0.67	51.7	.0299	0.55
160-140	6 X 5	4	3-3/4	3/4	68.3	.0395	.37	71.0	.0411	0.91	71.0	.0411	0.75
180-140	7 X 5	4	3-3/4	3/4	75.8	.0439	.82	78.8	.0456	1.11	78.8	.0456	0.96
200-140	8 X 5	4	3-3/4	3/4	85.4	.0494	.94	88.8	.0514	1.28	88.8	.0514	1.11
230-140	9 X 5	4	3-3/4	3/4	97.9	.0567	.86	101.8	.0589	1.18	101.8	.0589	1.02
260-140	10 X 5	4	3-3/4	3/4	113.5	.0657	1.05	118.0	.0683	1.39	118.0	.0683	1.18
280-140	11 X 5	4	3-3/4	3/4	127.2	.0736	1.07	132.2	.0766	1.63	132.2	.0766	1.23
300-140	12 X 5	4	3-3/4	3/4	143.1	.0828	1.20	148.8	.0861	1.84	148.8	.0861	1.55
200-160	8 X 6	5	4-3/4	1	124.5	.0720	1.14	129.5	.0749	1.49	129.5	.0749	1.20
230-160	9 X 6	5	4-3/4	1	135.9	.0786	1.22	141.3	.0818	1.71	141.3	.0818	1.46
260-160	10 X 6	5	4-3/4	1	150.4	.0870	1.31	156.4	.0905	1.80	156.4	.0905	1.60
280-160	11 X 6	5	4-3/4	1	173.4	.1003	1.43	180.3	.1043	1.90	180.3	.1043	1.65
300-160	12 X 6	5	4-3/4	1	185.4	.1073	1.58	192.8	.1116	2.14	192.8	.1116	1.80
330-160	13 X 6	5	4-3/4	1	203.8	.1179	1.64	212.0	.1227	2.22	212.0	.1227	1.90
350-160	14 X 6	5	4-3/4	1	198.3	.1148	1.70	206.2	.1193	2.45	206.2	.1193	2.16
260-180	10 X 7	6	5-3/4	1-1/4	219.4	.1270	1.90	228.2	.1321	2.58	228.2	.1321	2.25
280-180	11 X 7	6	5-3/4	1-1/4	234.2	.1355	2.06	243.6	.1410	2.90	243.6	.1410	2.43
300-180	12 X 7	6	5-3/4	1-1/4	248.2	.1436	2.08	258.1	.1494	2.91	258.1	.1494	2.46
330-180	13 X 7	6	5-3/4	1-1/4	284.4	.1646	2.36	295.8	.1712	3.21	295.8	.1712	2.80
350-180	14 X 7	6	5-3/4	1-1/4	301.9	.1747	2.49	314.0	.1817	3.28	314.0	.1817	2.89
370-180	15 X 7	6	5-3/4	1-1/4	331.4	.1918	2.71	344.7	.1995	3.83	344.7	.1995	3.08
400-180	16 X 7	6	5-3/4	1-1/4	346.5	.2005	2.77	360.4	.2086	3.85	360.4	.2086	3.23
450-180	18 X 7	6	5-3/4	1-1/4	396.7	.2296	3.24	412.6	.2388	4.50	412.6	.2388	3.96
500-180	20 X 7	6	5-3/4	1-1/4	433.3	.2508	3.60	450.6	.2608	5.00	450.6	.2608	4.40

### “LOW PROFILE” STYLE CC-HD “SUPER CAPACITY” BUCKETS

260-215	10 X 8	7	6-3/4	1-1/4	297.0	.1719	2.54	308.9	.1788	3.37	308.9	.1788	2.89
280-215	11 X 8	7	6-3/4	1-1/4	325.9	.1886	2.59	338.9	.1961	3.46	338.9	.1961	2.92
300-215	12 X 8	7	6-3/4	1-1/4	362.0	.2095	2.63	376.5	.2179	3.48	376.5	.2179	3.18
330-215	13 X 8	7	6-3/4	1-1/4	390.2	.2258	2.99	405.8	.2348	4.13	405.8	.2348	3.49
350-215	14 X 8	7	6-3/4	1-1/4	429.6	.2486	3.01	446.8	.2586	4.29	446.8	.2586	3.55
370-215	15 X 8	7	6-3/4	1-1/4	458.9	.2656	3.25	477.3	.2762	4.42	477.3	.2762	3.99
400-215	16 X 8	7	6-3/4	1-1/4	511.1	.2958	3.57	531.5	.3076	4.96	531.5	.3076	4.32
450-215	18 X 8	7	6-3/4	1-1/4	564.4	.3266	4.17	587.0	.3397	5.58	587.0	.3397	4.86
500-215	20 X 8	7	6-3/4	1-1/4	644.2	.3728	5.07	670.0	.3877	6.77	670.0	.3877	5.63
400-230	16 X 9	8	7-3/4	1-1/4	614.8	.3558	5.16	639.4	.3700	5.83	639.4	.3700	6.71
500-230	20 X 9	8	7-3/4	1-1/4	770.5	.4459	6.58	801.3	.4637	7.44	801.3	.4637	8.55

### “LOW PROFILE” STYLE U-HD BUCKETS fit Universal Industries Elevators

120-80	4 X 3	2-1/2	2-1/4	7/8	11.3	.0065	.16	11.8	.0068	0.21	11.8	.0068	0.18
160-120	6 X 4	3	2-3/4	7/8	35.4	.0205	.42	36.8	.0213	0.50	36.8	.0213	0.49
180-120	7 X 4-1/2	3	2-3/4	7/8	44.2	.0256	.47	46.0	.0266	0.57	46.0	.0266	0.56
230-150	9 X 5-1/2	4	3-3/4	7/8	97.9	.0567	.86	101.8	.0589	1.17	101.8	.0589	1.01
500-150	20 X 5-1/2	5	4-3/4	7/8	157.0	.0909	2.75	163.3	.0945	3.58	163.3	.0945	3.11
280-160	11 X 5-1/2	5	4-3/4	1	173.4	.1003	1.48	180.3	.1043	1.90	180.3	.1043	1.72
280-180	11 X 7	6	5-3/4	1-1/4	234.2	.1355	2.06	243.6	.1410	2.90	243.6	.1410	2.44
300-215	12 X 8	7	6-3/4	1-1/4	362.0	.2095	2.63	376.5	.2179	3.48	376.5	.2179	3.18
350-215	14 X 8	7	6-3/4	1-1/4	429.6	.2486	3.01	446.8	.2586	4.29	446.8	.2586	3.55

① Tapco recommends using WL (water level) fill + 5% for usable capacity. A gross capacity figure is no longer provided as it is inappropriate for rating an agricultural elevator bucket.

② 14 X 6 bucket was designed to fit Hunter Mfg. Grizzly elevators.

③ Universal refers to this bucket as 3-3/4 X 3 in fabricated steel, the buckets are completely interchangeable.

• Weights are for CC-HD buckets.

Standard Bolt Holes Drilled on the WL (Water Level) Line ± 1/4"